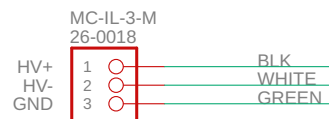
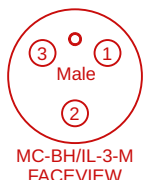
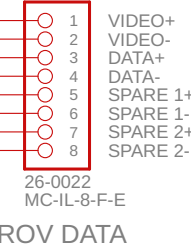
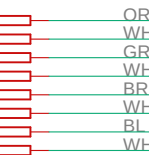
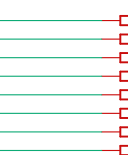
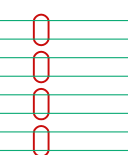
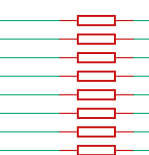

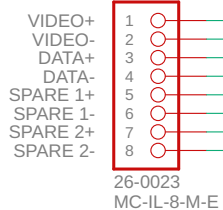


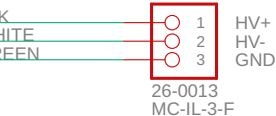
| REV | | DESCRIPTION | DATE | DRAWN | APPROVED |
|-----|--|-------------------------------------|------------|-------------|-------------|
| A2 | | Fix text layers to print correctly. | 10/30/2024 | J. REICHART | J. REICHART |

Top Side

ROV



← C-3600 Cable Neutrally Buoyant Green Jacket →



ROV POWER



Note:
1. INDICATES SPLICE LOCATION OF ALL WIRES

| | |
|---------------|-----------------|
| CREATION DATE | 9/16/24 |
| DRAWN BY | Alexis McCarthy |
| APPROVED DATE | 9/16/24 |
| APPROVED BY | C. Daussin |

PROPRIETARY AND CONFIDENTIAL
THE INFORMATION CONTAINED IN THIS DRAWING IS THE SOLE PROPERTY OF OUTLAND TECHNOLOGY, INC. SLIDELL, LOUISIANA, U.S.A. ANY REPRODUCTION IN PART OR AS A WHOLE WITHOUT THE WRITTEN PERMISSION OF OUTLAND TECHNOLOGY, INC. IS PROHIBITED.

OUTLAND TECHNOLOGY INC
38190 COMMERCIAL CT. SLIDELL, LA 70458 U.S.A.
(985) 847-1104 WWW.OUTLANDTECH.COM

ROV C-3600 Cable Wiring Diagram

| | | |
|----------|-----------------|-----------|
| SIZE | DWG NO: 42-0155 | REV |
| A | Sheet: 1/1 | A2 |